

2 User Instructions

2.3 CSF Collection Instructions (Adults)

CSF collection packs can be obtained from:


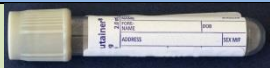




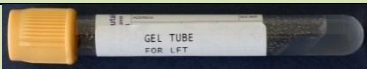
Gateshead Hospital: Pathology stores during ROUTINE working hours, biochemistry department out of hours.

Sunderland and South Tyneside Hospitals: Biochemistry department

Always telephone the Microbiology lab in Gateshead to alert them you are sending a specimen for urgent microscopy. Tel: 445 6499

When collecting a CSF samples - Always take CSF tubes 1-4 & blood tube 6

When Subarachnoid Haemorrhage (SAH) is suspected, request Xanthochromia only if the CT scan is negative and it is greater than 12 hours after the onset of symptoms. Take all seven samples listed in the table below:

Sample	Container		Volume	Test
CSF Sample 1	Universal for Microbiology		1.5 ml (30 drops)	Microbiology
CSF Sample 2	Fluoride oxalate: for Biochemistry		0.5 mL (10 drops)	Glucose & protein
CSF Sample 3	Universal for Microbiology		1.5 mL (30 drops)	Microbiology
CSF sample 4	Universal for Microbiology		1.5 mL (30 drops)	Microbiology
CSF Sample 5	Universal for Biochemistry	Minicollect + carrier 	1.0 mL (20 drops)	Xanthochromia ONLY if suspected SAH Fill to arrow
Blood Sample 6	Fluoride oxalate for Biochemistry		3 mL	Glucose
Blood Sample 7	Yellow top for Biochemistry		4 mL	LFT ONLY if suspected SAH